

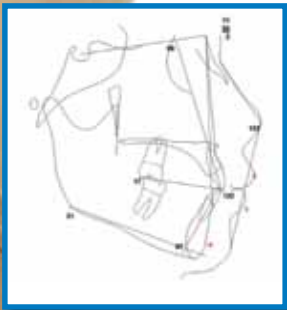
Ceph Tracing

Ceph Tracing allows you to analyze cephalometric radiographs and create progress superimpositions quickly and accurately. Utilized by thousands of private practices throughout the world and most orthodontic and oral surgery training programs in North America, Dolphin Ceph Tracing dramatically reduces the tedious and time-consuming task of cephalometric tracing.

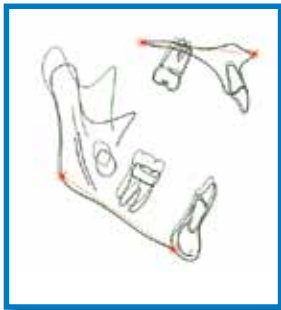
Dolphin Imaging software is designed for use by specialized dental practices for capturing, storing and presenting patient images and assisting in treatment planning and case diagnosis. Results produced by the software's diagnostic and treatment planning tools are dependent on the interpretation of trained and licensed practitioners.

Dolphin Imaging software is an FDA-cleared Class II medical device.

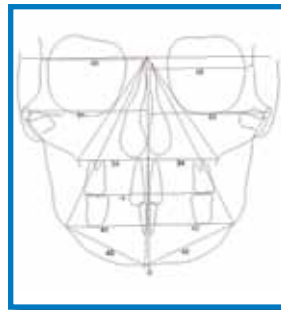
Tracing/photo superimposition



Lateral analysis



Tracing superimpositions



Frontal analysis



Photo/radiograph superimposition



Microsoft Partner
Gold Application Development



